



## TRIO SHOW RIDER

On behalf of the cast and crew of Five By Design's *Club Swing*, we wish to thank you for contracting the company as part of your upcoming season. To ensure that the performance runs efficiently, we require your Production/Technical Manager to thoroughly read the enclosed contractual and technical information and sign below. This rider is an integral part of the contract. Please be sure to retain the original document for your records and fax or mail a signed copy to us at:

Five By Design  
1160 Vierling Drive, #353  
Shakopee, MN 55379-4313  
Fax # (952) 400-4229

We understand each venue may have certain limitations. Please feel free to contact us to discuss alternatives or substitutions if you should have any questions regarding the materials contained in this rider. We can be reached through our office at (800) 449-7345 or visit our website to download our most current rider.

Warmest regards,

Five By Design

\_\_\_\_\_  
(Production/Technical Manager)

\_\_\_\_\_  
(Telephone Number)

\_\_\_\_\_  
(Date)

### Five By Design personnel:

Sheridan Zuther.....Operations Manager.....(612) 799-0245  
Kellie DeJardin..... Technical Director..... (612) 991-2193  
Phil Henrickson..... Sound Engineer.....(920) 755-2328  
Kurt Niska.....Artistic Director/C.E.O..... (612) 802-8171

# CLUB SWING TRIO RIDER

These items are necessary to a successful production. Your assistance in providing this information and materials will greatly assist Five By Design to present the best possible performance. Please review them and call us at (800) 449-7345 if you have questions or concerns.

## Five By Design personnel:

Sheridan Zuther.....Operations Manager.....(612) 799-0245  
Kellie DeJardin..... Technical Director..... (612) 991-2193  
Phil Henrickson..... Sound Engineer.....(920) 755-2328  
Kurt Niska..... Artistic Director/C.E.O..... (612) 802-8171

## IN ADVANCE:

- 1) Professional lighting and sound system to meet specifications of the enclosed "Lighting" and "Sound" requirements. Experienced technicians available to assist with Load-In, Load-Out, and to answer any questions. Please read the attached "Sound" and "Lighting" pages for specific information.
- 2) Business and/or home phone numbers of presenter, venue's technical director and staff.
- 3) A map detailing the location of hotel, performing arts venue, appropriate routing, and phone numbers. Please be specific as to the location of loading dock and the stage door of your venue when providing directions.
- 4) A schematic of the performance venue stage (including an inventory of lighting and sound equipment).
- 5) Hotel or Motel (Residence Inn, Courtyard, Comfort Suites, or comparable) near venue with swimming pool, sauna, whirlpool, exercise facility, and internet access. **NON-SMOKING ROOMS** are required, all at the same complex.
- 6) Allow broadcast and print media the opportunity to photograph and/or videotape segments of the rehearsal or performance with big band. (No flash photography during performance.)
- 7) Regarding social functions or outreach activities, please inform company a minimum of 30 days in advance.
- 8) If contract states presenter is responsible for providing part or all of the trio, please provide name and address of who is to receive the musical scores and parts. Please provide rehearsal availability and schedule as soon as possible to our Operations Manager.
- 9) Piano and Drum Kit are to be provided by the presenter. Please see the included "Instrumentation List" for specific information.
- 10) Production specific marketing & promotional materials are available for presenter at company's website: <http://www.fivebydesign.com/ClubSwing.html>. Prior to going to print, contact our Operations Manager for program information, content and layout approval (i.e., personnel and program changes). If additional needs or questions arise, please contact us for assistance.
- 11) Contact Five By Design's Operations Manager to arrange a hot meal for COMPANY of eleven (11) during load-in/prior to the show. Please be aware this does not account for any local crew members.

# CLUB SWING TRIO RIDER

## PRIOR TO LOAD-IN:

- 1) Piano must be tuned prior to (but within 24 hours of) Load-In, following Rehearsal prior to performance, and before each subsequent performance. If venue has a second (rehearsal) piano, please make it accessible for warm up prior to show and during intermission.
- 2) The Stage Set-Up must be complete prior to arranged Load-In time. We require a minimum of seventeen feet (17') downstage of the piano for performance space. Lighting instruments must be pre-hung and gelled. Necessary labor is at the discretion of the venue / presenter. See attached "Set-Up Diagram" and "Lighting Requirements" for additional details. The following are also required as part of the Stage Set-Up:
  - The appropriate background for the production is a full stage white Cyclorama behind the band, hung 30'-35' upstage of the proscenium. Theatre borders and legs will be used for masking.
  - The Club Swing sign is a practical we would like to hang upstage center. If this is not possible, it can be attached to jacks that will put it six (6) feet off the deck. The sign is a lighted unit that will need two separate dimmable circuits running to it (see "Light Plot" for additional information).
  - Two (2) six foot (6') tables offstage left for Quickchange area and Props.
  - Seven (7) Music stands (4 onstage, 2 stage left, 1 stage right).
  - Seven (7) Music Stand Lights (4 onstage, 2 stage left, 1 stage right). **Onstage lights will be on a dimmer.** Company will provide a light for the piano that should be included in the circuit allocated to the stand lights. See attached "Lighting" rider.
  - Thirteen (13) chairs. 4 offstage right, 9 offstage left. (See Set-Up Diagram.)
  - One (1) 30" stool for Bass player.
  - Access to stage from house, i.e. steps (for rehearsal only, not performance).
  - One (1) adjustable piano bench.
  - Power cabling will be required for music stand lights and bass amplifier. **Please Note:** Bass amplifier must be on a separate wall circuit. (See Sound Requirements.)

## AT LOAD-IN:

- 1) Performance venue must be available for Load-In a minimum of eight (8) hours prior to rehearsal with the band. (In the event of an AM rehearsal, venue must be available for Load-In the afternoon prior.) Performance venue must also be available Two (2) hours prior to each performance
  - Load-In typically takes six (6) to seven (7) hours [not including meal breaks].
  - Load-Out typically takes two (2) to two and a half (2-1/2) hours.
- 2) Five (5) Stagehands for Load-In & Load-Out. Five (5) Stagehands for Show Call.
  - Load-In & Load-Out Crew Requirements: 1 Sound, 1 Light, 1 Wardrobe, 2 Hands.
  - Show Call Crew Requirements: 1 Sound, 1 Light, 1 Follow spot, 1 Props.
- 3) The following are required no later than Load-In time:
  - Two (2) sturdy movable clothing racks (preferably high enough to accommodate floor length gowns).
  - Pipe and drape may be needed to create Two (2) Quickchange areas: one located Stage Left 16' x 20', and one Stage Right 8' x 12'. These locations will be determined during Load-In.
  - One (1) eight foot (8') step ladder (to be used on stage as a prop during the show).
  - Three (3) gallons of **distilled** water for our clothing steamers. (**Not** drinking, spring or tap water.)
  - Hot herbal tea (non-caffeinated with honey and lemon) regular coffee, non-carbonated bottled water (i.e. Evian), Coca-Cola and cups. Please have this available at rehearsal and performance(s) as well.
  - Fruit and veggie trays available for cast and crew following each performance(s).
  - Two (2) clean Dressing Rooms to accommodate 3/4 people each, through run of show.
  - One (1) Chorus Dressing Room to accommodate 3 people on day of rehearsal and/or performance(s).
  - Company travels with a 24' box truck (35' long, 13' high) and a 15 passenger van (20' long, 7' high). **Please arrange for level, secure parking.** The truck is equipped with a battery cutoff switch.

# CLUB SWING TRIO LIGHTING REQUIREMENTS

Questions regarding lighting requirements contact:

**Kellie DeJardin**, Technical Director: ..... cell: **(612) 991-2193**

e-mail: **technicaldirector@fivebydesign.com**

- Please mail, email, or fax a schematic of your performance venue stage and lighting grid (including a lighting inventory) to company's Operations Manager.

*Club Swing* requires a safe and well maintained lighting system. The inventory must be adequate to complete the hanging of the enclosed plot prior to Load-In. Please have a safe lift or ladder available for focus. **If you anticipate the need to rent any equipment for your venue, please contact our Technical Director prior to doing so, to make certain it is necessary. Substitutions may be suggested.**

## CONSOLE

The lighting console must be either a computer memory console or a two scene preset board with a minimum of 36 channels (ETC or Strand family preferred).

## FOLLOW SPOT

We require one (1) follow spot adequate to the venue. A xenon Super Trouper is preferred for medium to large venues. Spot Color is Rosco 02, 33, 54, 60, 119 or 132 in frames 1 through 5 respectively. LEE or GAM substitutions are acceptable.

## CREW REQUIREMENTS

We require one technician familiar with your lighting system to assist during Load-In and through the run of the show, and one follow spot operator for run of the show. Our Technical Director will operate the board for the run of the show. If this presents a problem, please contact our technical personnel at least thirty (30) days in advance of the performance. Five (5) Stagehands are required for Load-In & Load-Out, and to assist with other incidental needs.

- Load-In & Load-Out Crew Requirements: 1 Sound, 1 Light, 1 Wardrobe, 2 Hands.
- Show Call Crew Requirements: 1 Sound, 1 Light, 1 Follow spot, 1 Props.

## TRIO REQUIREMENTS

The Trio set-up (see diagram) must be completed prior to the scheduled Load-In. The appropriate background for the production is a full-stage white **Cyclorama** behind the band (hung 30' - 35' upstage of the proscenium). **Music stands and stand lights are required for the musicians.** (These stands are included in the count requested on page 3 in the "Prior To Load-In" section.) **Stand Lights for the band will be on a dimmer, patched in to Channel 37.** Please make a dimmer available. Refer to the "Set-Up Diagram" for additional requirements. Five By Design will provide a light for the piano that should be included in the circuit allocated to the stand lights.

## GOBO REQUIREMENTS

If you have these in your inventory (or an agreed upon substitution) please place them in the appropriate instrument as a part of your light hang. If not, please have two (2) Size "B" pattern holders available for use at Load-In. Donuts may be required in order to ensure crisp images.

- Two (2) Rosco gobo pattern #77112-Stars 1 (Channel 39 on Light Plot).

## IMPORTANT INFORMATION REGARDING THE LIGHT PLOT

1. Trim heights are approximately 23 feet.
2. All instruments should be at least 750 watts and should be consistent wattage for equal throw distances.
3. If substitutions of either inventory or color are anticipated, please contact our Technical Director.
4. There are four (4) floor practicals down stage **and** two (2) hanging practicals up stage (Club Swing sign). Please make dimmers available.
5. The light plot is based on a sixty (60) foot proscenium. If your performance space is different, please expand or condense the spacing on the electrics as needed. See "Light Plot" for additional information.

**Please Note:** In order to ensure a quick and proper load-in of the show, all lights must be gelled and hung prior to scheduled Load-In. If this cannot be accommodated, please contact our Technical Director immediately.

# **CLUB SWING TRIO SOUND REQUIREMENTS**

Questions regarding sound requirements contact:

**Phil Henrickson**, Sound Engineer: (920) 755-2328.....fax: (920)755-4442

e-mail: [philhenrickson@yahoo.com](mailto:philhenrickson@yahoo.com)

- Company travels with a system adequate for a 1000 seat auditorium with no balcony. Please advise as to size of venue and type of in-house system available as company may need to patch in to the House PA for additional coverage. **If you anticipate the need to rent any equipment for your venue, please contact our Sound Engineer prior to doing so, to make certain it is necessary.**
- Sound Engineer will use his own console for the purpose of mixing the live performance. Please provide a five (5) foot by eight (8) foot house-mix position for company's sound gear. Rear of house on the main floor is preferred.
- If the cable path from the stage to the House Mix position is greater than one hundred and fifty (150) feet, please provide one (1) Snake with 24 in - 5 out minimum.
- Three (3) separate twenty (20) amp circuits exclusively for sound gear. One located at House Mix position, one located offstage right, and one for Bass Player's amplifier onstage (see "Set-Up Diagram").
- If available, please provide a Plexiglass surround for the drum kit (three of four sides is fine).
- Two (2) boom microphone stands.

## **CREW REQUIREMENTS**

We require one technician familiar with your sound system to assist during Load-In and during the run of the show. Five (5) Stagehands are required for Load-In & Load-Out, and to assist with incidental needs.

- Load-In & Load-Out Crew Requirements: 1 Sound, 1 Light, 1 Wardrobe, 2 Hands.
- Show Call Crew Requirements: 1 Sound, 1 Light, 1 Follow spot, 1 Props.

## **COMMUNICATION**

We require two-way headset communication at the following locations:

- lighting console
- follow spot
- stage left
- stage right
- sound mix (optional)

**PLEASE CALL 3 - 4 weeks prior** to Load-In to clarify, verify, and address any questions or concerns.



**Five By Design**  
1160 Vierling Drive, #353  
Shakopee, MN 55379-4313  
(800) 449-7345

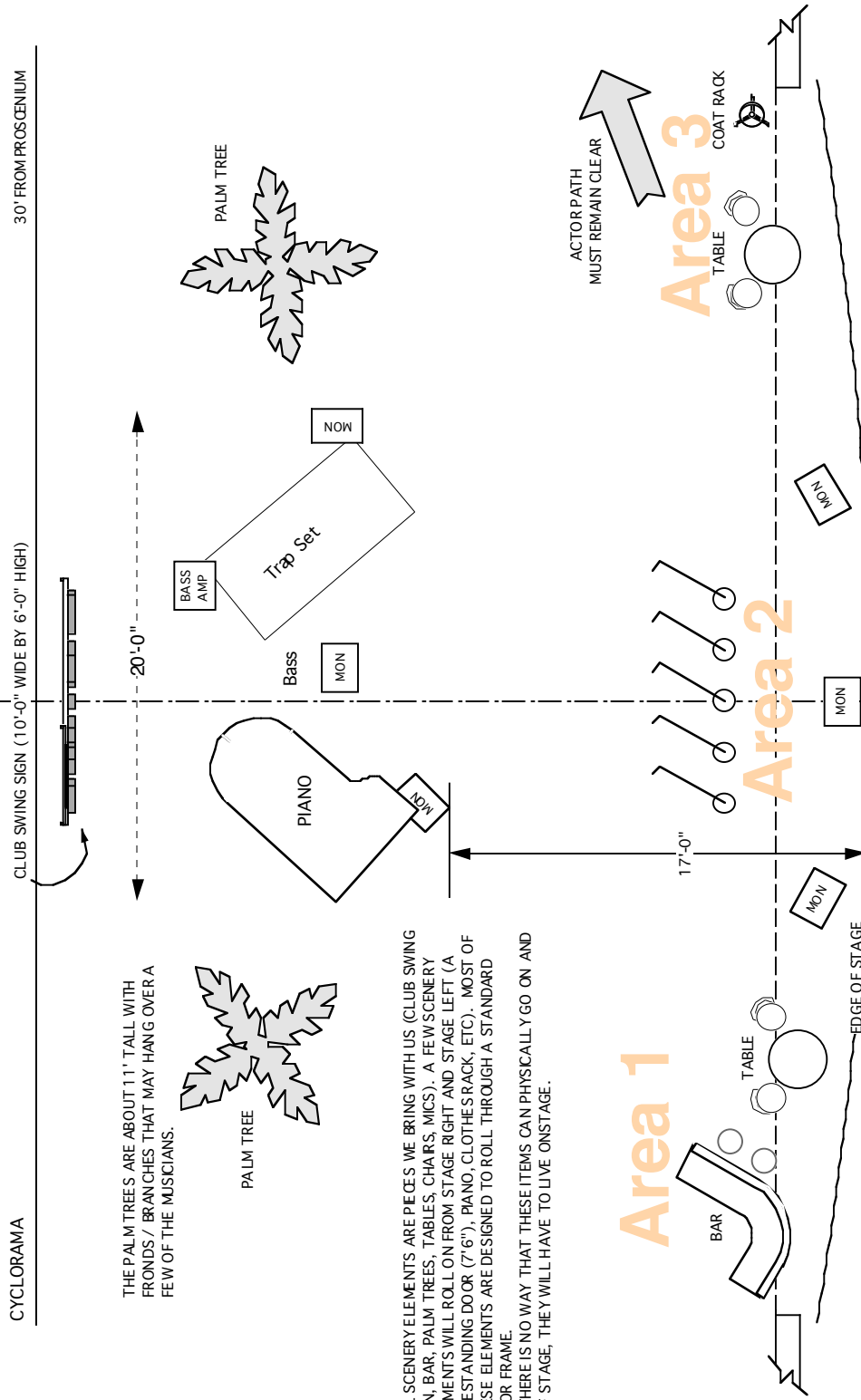
e-mail: **terrence.niska@fivebydesign.com**  
Terrence Niska, Music Librarian

## **INSTRUMENTATION LIST\* FOR CLUB SWING TRIO**

***\*This is only a list of the instruments used in our orchestrations.  
Please check the Contractual Agreement before hiring any players  
to ensure accurate personnel responsibilities are understood.***

- Concert Grand Piano (pianist/conductor provided by “Five By Design”)
  
- Bass (upright w/pickup & amp, bow)
  - 3/4-7/8 Size Bass
  - Fully Carved instrument with bow (German, French, Italian)
  - Thomastik Spirocores strings
  - Pickup attached, preferably "The Realist"
  - Bass Amp Recommendations : Yamaha, Mesa Boogie
  
- Four-piece Drum Set (bass, snare, rack tom, floor tom); Hi-hat stand, Three (3) cymbal stands – at least one with a boom, Bass pedal, Cowbell (and attachment device – “The Claw” or something similar OR another cymbal stand), Throne, and Rug. Snare head should be coated.

# CLUB SWING (TRIO) SET-UP DIAGRAM



THE PALM TREES ARE ABOUT 11' TALL WITH FRONDS / BRANCHES THAT MAY HANG OVER A FEW OF THE MUSICIANS.

ALL SCENERY ELEMENTS ARE PIECES WE BRING WITH US (CLUB SWING SIGN, BAR, PALM TREES, TABLES, CHAIRS, MICS). A FEW SCENERY ELEMENTS WILL ROLL ON FROM STAGE RIGHT AND STAGE LEFT (A FREESTANDING DOOR (7'6"), PIANO, CLOTHES RACK, ETC). MOST OF THESE ELEMENTS ARE DESIGNED TO ROLL THROUGH A STANDARD DOOR FRAME.  
IF THERE IS NO WAY THAT THESE ITEMS CAN PHYSICALLY GO ON AND OFF STAGE, THEY WILL HAVE TO LIVE ONSTAGE.

### STAGE NOTES:

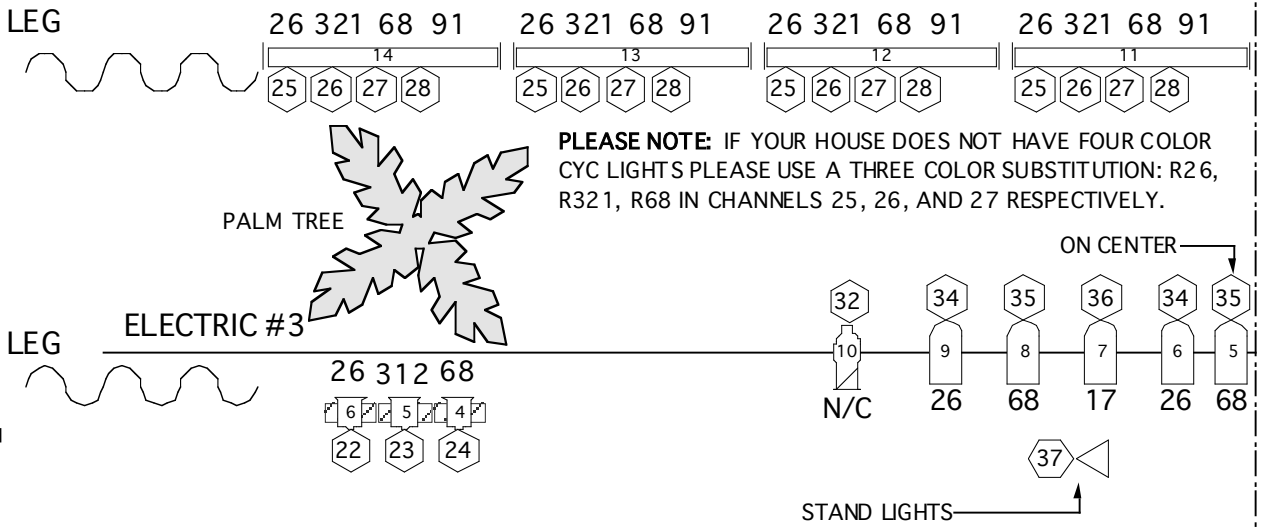
- \*THE CYC SHOULD BE HUNG ABOUT 30' TO 35' FROM THE PROSCENIUM TO ALLOW ROOM FOR MUSICIANS, LIGHTING NEEDS AND SHOW PROPS.
- \*WE NEED ABOUT 17 FEET FROM THE EDGE OF STAGE TO THE PIANO FOR ARTIST PROPS AND MICS.
- \*THE CLUB SWING SIGN IS A HANGING UNIT THAT WEIGHS ABOUT 120lbs. IT MEASURES 6'-0" BY 10'-0" (IT'S LOCATION WILL BE DETERMINED AT LOAD IN).
- \*STAND LIGHTS ARE ON A DIMMER PATCHED INTO LIGHT BOARD AS CHANNEL 37.

- ### THE FOLLOWING NEED TO BE AVAILABLE AT LOAD-IN:
- \* 7, MUSIC STANDS WITH STAND LIGHTS
  - \*13, CHAIRS (4 OFFSTAGE RIGHT, 9 OFFSTAGE LEFT)
  - \* 1, 6 FOOT TABLE (OFFSTAGE LEFT FOR PROPS)
  - \* 1, 6 FOOT TABLE (FOR OFFSTAGE LEFT QUICKCHANGE)

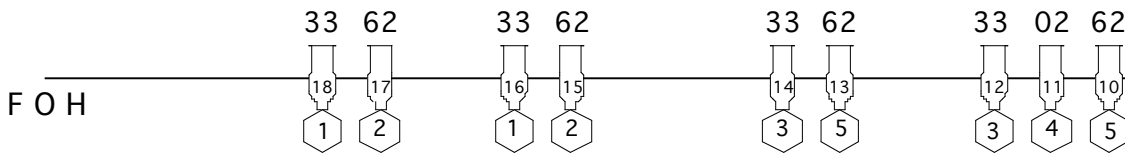
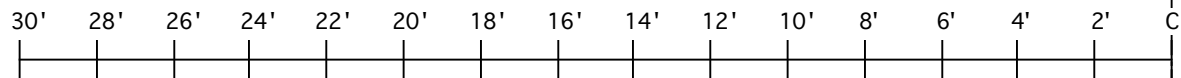
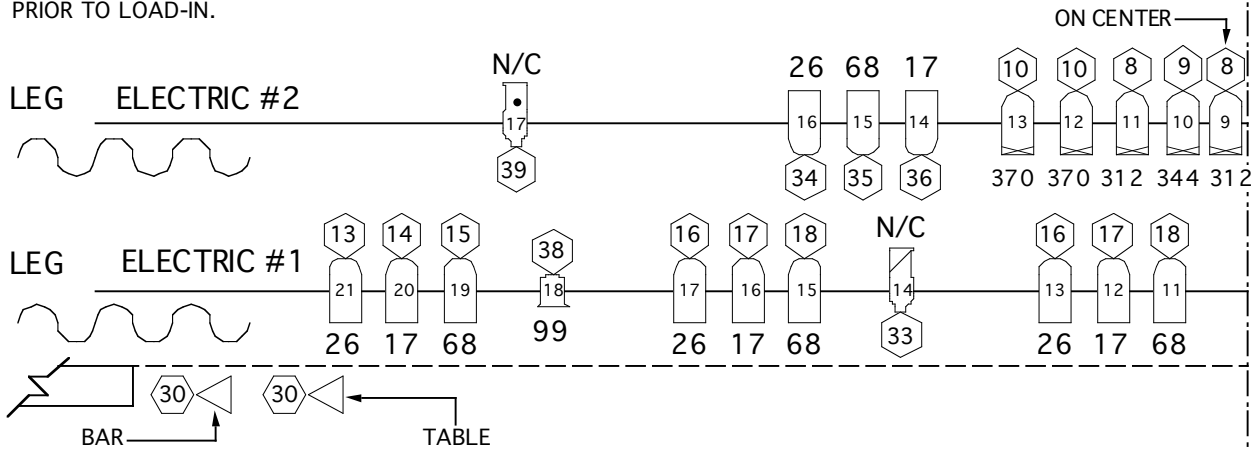
**\*\*FOR THE COMPLETE CLUB SWING TRIO RIDER PLEASE GO TO OUR WEBSITE [HTTP://WWW.FIVEBYDESIGN.COM/CLUBSWING.HTML](http://www.fivebydesign.com/clubswing.html)**

CYCLORAMA

CLUB SWING PLOT (TRIO) p. 1 OF 2



I UNDERSTAND EACH VENUE MAY HAVE CERTAIN LIMITATIONS. ALTERNATIVES OR SUBSTITUTIONS SHOULD BE DISCUSSED PRIOR TO LOAD-IN.



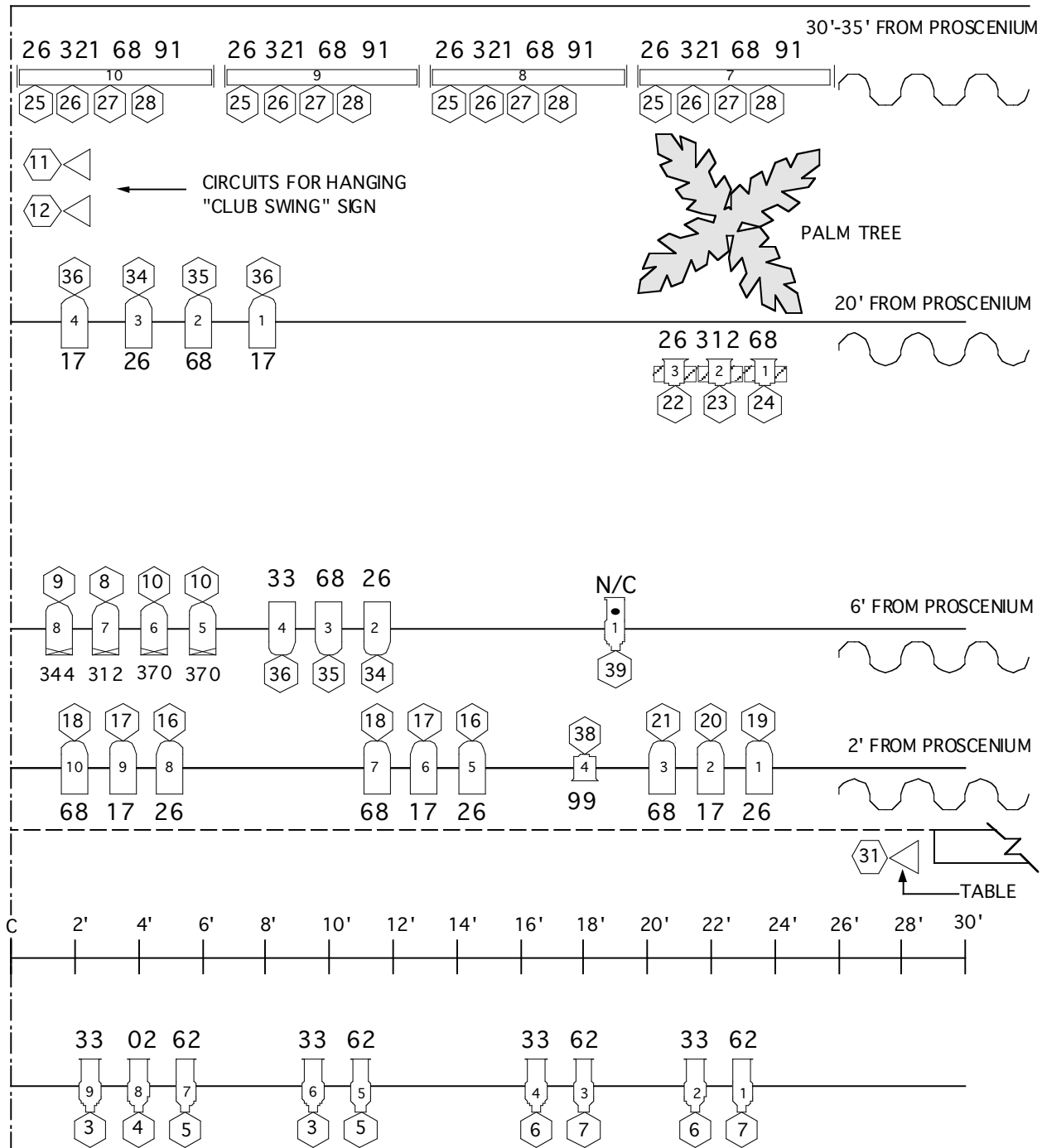
CLUB SWING LIGHT PLOT (TRIO)

DESIGNED BY: DEAN V. KOLZE

Revised: 03/22/10 KLD

**LEGEND**

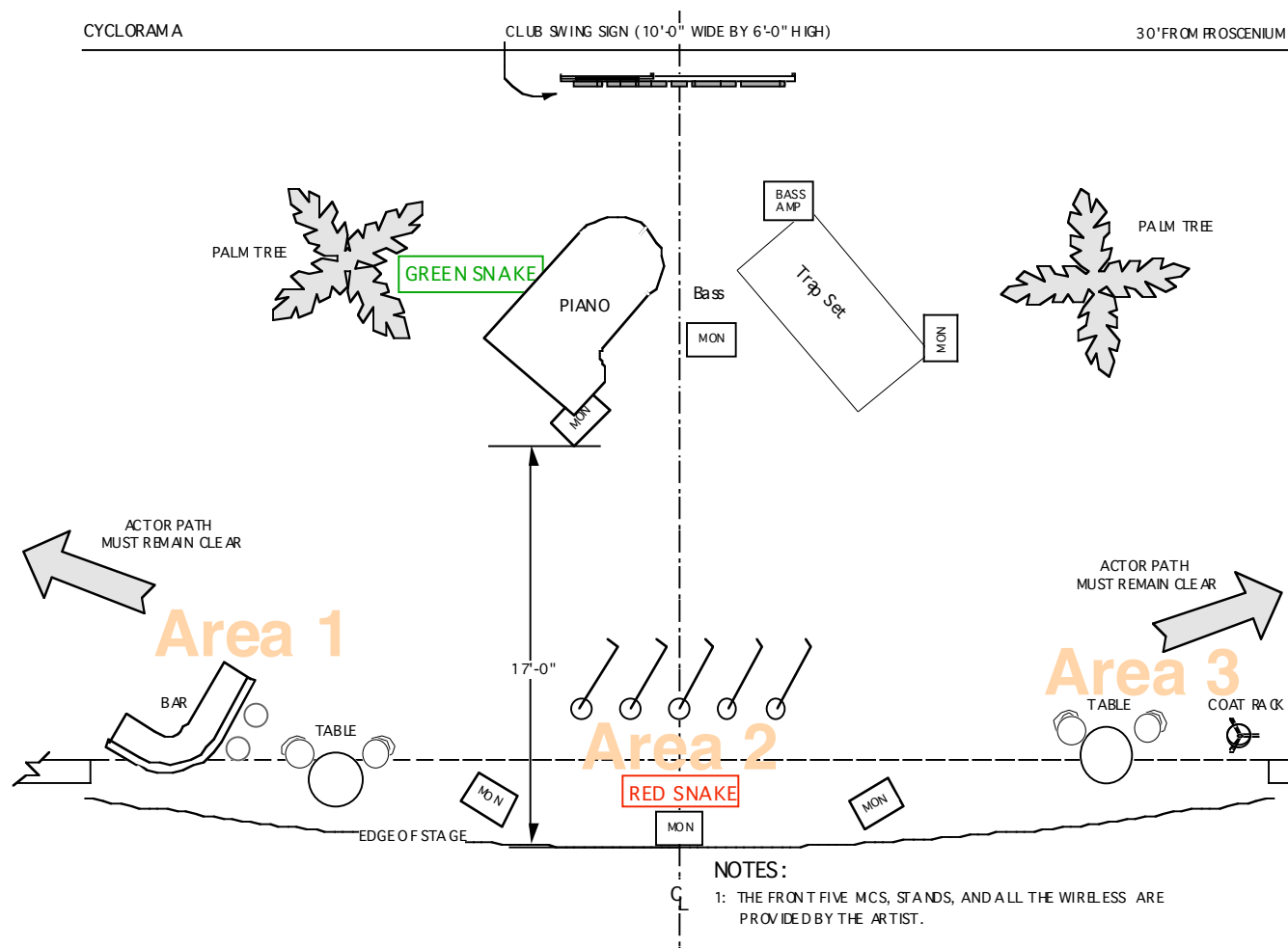
	6X9 (40°)		FLOOR OR TOP MOUNTED STRIP LIGHTS	
	6X12 (30°)		FLOOR MOUNTED	
	PAR 64 (MEDIUM)		6" FRESNEL	
	PAR 64 (VERY NARROW)		6" FRESNEL	
	PRACTICAL		PRACTICAL	



**NOTES:**

- 1-PLOT MUST BE HUNG AND GELLED PRIOR TO LOAD-IN.
  - 2-CHAN 39 IS A GOBO EFFECT FOCUSED ONTO THE CYC.  
TWO ROSCO PATTERN #721 12-"STARS 1" ARE NEEDED.
  - 3-FRONT OF HOUSE UNITS ARE BASED ON A MEDIUM THROW DISTANCE. IF YOUR FOH POSITION IS CLOSER OR FARTHER AWAY, PLEASE SUBSTITUTE APPROPRIATELY.
  - 4-THE CYC SHOULD BE HUNG AS FAR UPSTAGE AS POSSIBLE (USUALLY ABOUT 30'-0" TO 35'-0" FROM THE PROSCENIUM).
  - 5-ALL GEL IS ROSCO LUX. SPOT COLOR IS ROSCO 02, 33, 54, 60, AND 119 OR 138 (IN FRAMES 1 THRU 5 RESPECTIVELY).
  - 6-I UNDERSTAND THAT EACH VENUE MAY HAVE CERTAIN LIMITATIONS. ALTERNATIVES SHOULD BE DISCUSSED PRIOR TO LOAD IN.
  - 7-BAND SHOULD HAVE STAND LIGHTS THAT ARE ON A DIMMER (SHOULD BE PATCHED INTO LIGHT BOARD AS CHANNEL 37).
- \*\* FOR THE COMPLETE CLUB SWING TRIO RIDER, PLEASE GO TO [HTTP://WWW.FIVEBYDESIGN.COM/CLUBSWING.HTML](http://www.fivebydesign.com/clubswing.html)**

# CLUB SWING (TRIO) SOUND PLOT & PATCH SHEET



Mic	Sub Snake	Main Snake
Vocal 1	Red Snake 1	1
Vocal 2	Red Snake 2	2
Vocal 3	Red Snake 3	3
Vocal 4	Red Snake 4	4
Vocal 5	Red Snake 5	5
Piano Low	Green Snake 1	10
Piano High	Green Snake 2	11
Drums	Green Snake 3	14
Bass	Green Snake 4	13
Al's Wireless		6
Mike's Wireless		7
Terry's Wireless		8
Kurt's Wireless		9
Keyboard		12
Hand Held Wireless		23
<b>Monitors</b>		<b>-Send Lines-</b>
Delta Max (House)		A
Side Fill Fronts		B
Front Center		C
Piano/Bass		D
Horns		E
Side Fill (Traps)		F
Drums		26